



PROCAB  
BY WOODLAND

# Cabinet Collection

Product Information  
and Trade Price List  
2020





“ We combine style and functionality to produce quality kitchen, bedroom and bathroom furniture for retailers, distributors and contract customers ”





## Our accreditations

Our business processes have been accredited to OHSAS 18001 Health & Safety, ISO 9001 Quality, and ISO 14001 Environmental standards.



# About Us

---

## Our experience

As a design-led furniture manufacturer, we combine style and functionality to produce quality kitchen, bedroom and bathroom furniture for retailers, distributors and contract customers.

Established more than 30 years ago, we believe that our design led-ethos is key to our success. This permeates everything we do, from product design, right through to how we design our manufacturing plant to ensure optimum product quality and efficient throughput.

Our raw materials are inextricably linked to the quality and performance of our cabinets, and that's why we only source from leading board manufacturers.

## Our capacity

As a privately owned business, spanning over 138,000 sq ft we have the scale, capacity and the mindset to react quickly and deliver projects of all sizes, from off-the-shelf to large scale just-in-time orders. Producing upwards of 6,000 units weekly, we deliver to local and international customers, supplying the highest quality furniture in the latest décor trends at competitive prices.

Through our investment in advanced design software and equipment, we have streamlined and optimised our manufacturing capabilities, leading to the development of our off-the-shelf Procab range. With an in-house despatch team, we can deliver within very short timescales, helping our customers better serve the needs of their customers.

## Our family roots

Located in rural County Antrim, Northern Ireland, we're proud to employ over 100 staff from our local community. Giving back to our local community is engrained in our family-run business.

## Our furniture

Design, quality and functionality are the forces that drive us. We quality check and rigorously test our cabinets to ensure they are robust and durable.

We're enthusiastic about creating modern and functional furniture that will be loved by our customers, for now and in the future. All of our cabinets are guaranteed for 10 years to give you total peace of mind.

## Our environment

We're building a sustainable business for the future and taking care of our precious resources - the environment around us.

Our environmentally conscious supply chain means we only source the best quality board from certified suppliers who've achieved the Forest Stewardship Council® (FSC®) and the Programme for the Endorsement of Forest Certification (PEFC) Chain of Custody certificate. This ensures the raw materials used in manufacturing our cabinets comes from a sustainable, traceable source.

# Procab's Unique Features

Procab offers a wide range of wall, base and tall units to ensure a good balance of cupboard sizes when designing a kitchen.

Available in a range of standard sizes, you can choose from single, double, under sink, larder and corner units to wall, oven, boiler, appliance and fridge-freezer housings.

## Ten year warranty

Feel reassured that Procab is built to last.

## Quality materials

We only source the highest quality MFC board from leading manufacturers.

## Simple to build

Delivered as a flat-pack cabinet, it's easily constructed with pre-inserted cam and dowel fittings. Assembly instructions are available.

## Fast delivery

Procab is available off-the-shelf in grey linen and white. Fourteen other colours are available on an extended lead time.

Free standard delivery applies to orders £750 or over.

## Superior edging technology

All edges of the cabinets and shelves are faced with 1mm-thick edging tape, bonded with PUR (Polyurethane Reactive) adhesive. The PUR provides superior strength forming a permanent bond, making it stronger than traditional hot melt. Plus it's highly resistant to water ingress and high temperatures.

We have invested in the latest edge banding equipment to deliver first class edging with extreme accuracy and precision.







# 18mm Cabinet Specification Features



Pre-inserted cam and dowel system for easy assembly.



External depth of base unit is 570mm.



External depth of wall unit is 330mm.



External depth of tall unit is 570mm.



170mm top rail in base units for extra rigidity.



Superior edging technology, using PUR adhesive to prevent water ingress.



All edges finished with 1mm PVC tape including the shelf, so there's no exposed edges.



18mm MFC solid back panel on all wall and base units. 8mm MFC solid back panel on all tall units.



18mm adjustable shelf and metal shelf supports.



Gables marked for hinges.



150mm fully adjustable plastic feet.



Base service void 50mm.

## Removable backs:

Position 1  
Internal depth 502mm, base service void is 50mm.

Position 2  
Internal depth 517mm to increase compatibility with concealed waste bins and pull out wirework. Service void is reduced 35mm.



18mm back panel is routed with concealed adjustable hanging bracket (provided) or unit can be screwed directly to the wall. Wall void is 10mm.



# Procab Colour Options

Procab is available in a selection of the most popular colours to beautifully complement a wide range of kitchen doors. Price band 1 is available on a shorter lead time than price band 2.

## Price Band 1 (Stock)



## Price Band 2 (Made to Order)



Order a swatch by emailing [orders@woodlandni.com](mailto:orders@woodlandni.com)

# Trend And Style Guide

---


A good kitchen is built on a strong foundation of solid cabinetry. Meticulous design and the clever placement of the Procab cabinets will create a spacious, functional layout that maximises storage and satisfies the needs of the user for many years. The Procab range offers up to sixteen cabinet colours, from ultra-realistic woodgrain textures to unicolours, here's a selection of our most popular boards.

## White (Stock)

Cool and crisp white is ideal for a minimalist look. The neutral white finish works in combination with cool greys or in darker shades for a stylish, contemporary monochrome look.

Pair with woodgrain doors to add interest for a Nordic look. Alternatively, choose a white gloss door for purity and simplicity, ideal for making a compact kitchen area feel more spacious.

For a bold statement, inject a dramatic colour with fjord or demin coloured doors and a j-pull handle for a sleek, seamless look.



White



Alabaster  
White (Ivory)

## Ivory (Made to order)

The possibilities are endless with ivory. Create a classic design with this warm, creamy colour.

Combine with textured woodgrains, gloss or smooth matt finishes and bring to life with metallic details.

Ivory cabinets are a perfect match for a warm, traditional, country-style kitchen with shaker doors and a pewter handle.



## Oak (Made to order)

Popular classic oak décor has been modernised to create a timeless, warm and engaging feel. This naturalness trend continues with designers looking at ways to create furniture that add tactility to flat and stark colours. The oak texture offers added interest and differentiation to a design.

The oak cabinet complements warm greys such as stone grey, cashmere grey, pebble grey to create a sense of serenity and warmth to a kitchen.

Porcelain white, ideally a five piece shaker door works perfectly with an oak cabinet to create an elegant design.

Natural Oak



Grey Linen

## Grey Linen (Stock)

With its textured finish, the grey linen cabinet provides an upmarket appeal, while being competitively priced. It's extremely versatile and works perfectly with a variety of doors.

Choose from simplistic monochromatic door colours in light, medium and dark grey tones or aqua colours for a statement look. The grey linen cabinet is a perfect foundation for creating a unique look by mixing and matching colours.

As a neutral cabinet, the soft and understated grey tones blend into any scheming solution.

Order a swatch by emailing [orders@woodlandni.com](mailto:orders@woodlandni.com)

# General Information

## 1. Select your cabinets

Procab is available in a choice of 16 colours.

Grey linen and white are available in stock and the other 14 colours are available made to order.

Select the units you wish to order on pages 18 to 30.

## 2. Select your drawer box

Select from a range of drawers on pages 14 to 16.

## 3. Place your order

Send your details and order information (see pages 36 and 37) to [orders@woodlandni.com](mailto:orders@woodlandni.com) or tel +44(0)28 2957 2222

Once you've placed an order for your goods, you will receive an order acknowledgement.

A delivery date will be sent via email before the goods are despatched.

## 4. Availability

All items are subject to availability. If the units you have ordered are not available, you will be informed as soon as possible by email or telephone.

## 5. Collection, delivery & charges

Orders will arrive flat-pack in a strapped cardboard box with a label.

Collect directly from our site 24 hours after you have placed your order, subject to stock availability. Free standard delivery applies to orders £750 or over.

Delivery charges vary depending on the type of products ordered, address and the service you select. A delivery date will be sent to you via email before the goods are despatched. We will

endeavour to fit our delivery schedule around your requirements.

Product prices in this brochure exclude delivery charges. Customers outside the UK and Ireland should contact Woodland directly for delivery charge information.

## 6. Cabinet care

Inspect all cabinets on arrival, claims for damaged units will not be accepted after hinges have been attached. Check that you have received all of the correct quantities and sizes. Report any damaged or missing units within 3 working days by contacting customer service [customerservice@woodlandni.com](mailto:customerservice@woodlandni.com)

Store the cabinets in a cool, dry place, with the shelves stored separately and keep well protected to avoid scratches or damage. Take care when unpacking and stacking the units.

To clean the cabinets, a soft cotton cloth dampened with warm water is usually sufficient. If more thorough cleaning is required, please use a fresh solution of mild dish-washing liquid mixed with warm water.

Dry immediately using another soft, clean cloth. Do not use any harsh detergents, strong soaps or abrasive cleaning products to clean the units.

## 7. Contract cancellation and returns

You can cancel your order (stock units only) from the moment you place your order and ends 14 days from the day you receive your goods. Made to order units (price band 2) cannot be refunded or exchanged.

If your order has been despatched, please follow the procedure set out below (applies to stock units only):

- Should you wish to return the goods, we will provide a refund or exchange

provided it is in a fully resalable condition.

- Refunds or exchanges will not be accepted by Woodland unless prior written approval is obtained. If granted, goods must be returned to Woodland in its original packaging and undamaged. A handling charge will be imposed.

- If we find that the product returned to us is damaged and unsuitable for resale, we reserve the right to refuse a refund on the item, or to deduct up to 50% of the original selling price from the refund amount.

- We will refund the price of the item to you or exchange the goods if they were delivered to you incorrectly, damaged or faulty condition. You must notify Woodland within 3 working days of delivery. A refund of the delivery charge will be given in the instance of incorrect, damaged or faulty goods once the goods are received by us. We will refund the basic delivery cost of delivering the goods to you if you opted for an enhanced delivery service.

- Returns can be arranged by contacting our customer service on +44 (0)28 2957 2222. Please provide the order number, product number, reason for the return and if you want a replacement item or a refund.

## 8. Customers first

We have a dedicated customer services team to help make sure you get your product right, first time, every time. We believe passionately about ensuring satisfaction with our products, orders and after-sales.

If you have a query or question about your order, email:

[customerservice@woodlandni.com](mailto:customerservice@woodlandni.com)

Tel: +44 (0)28 2957 2222

# Drawers

Everything in its right place

Drawers are a key component for a smooth-running, functional and accessible kitchen. Sourced from leading drawer manufacturers, we've chosen our selection according to their reliability, effortless closing and opening mechanisms, load capacity and price point.

All metal drawer sides have full-extension drawer runners, with a soft closing mechanism for a smooth glide. Drawers and double wall steel sides are powder coated in a light grey colour.

Each drawer is individually boxed, assembled and ready to install.



# Procab Soft Close Drawer

- Rigid built soft close drawer
- Concealed, full extension with soft closing effect
- The silent system guarantees smooth run without noise
- Easy to remove from cabinet
- Quick insertion
- No bottom panel machining
- Tool free assembly
- Up and down adjustment, left and right adjustment
- Height: 85mm for standard and 200mm for pan
- Depth: 500mm for standard and 270mm for dressers
- Loading capacity: 30/40/50kg
- Colour: light grey finish



Code	Description
PC30CD	300 Procab Shallow Drawer
PC35CD	350 Procab Shallow Drawer
PC40CD	400 Procab Shallow Drawer
PC45CD	450 Procab Shallow Drawer
PC50CD	500 Procab Shallow Drawer
PC55CD	550 Procab Shallow Drawer
PC60CD	600 Procab Shallow Drawer
PC70CD	700 Procab Shallow Drawer
PC80CD	800 Procab Shallow Drawer
PC90CD	900 Procab Shallow Drawer
PC100CD	1000 Procab Shallow Drawer
PC110CD	1100 Procab Shallow Drawer
PC120CD	1200 Procab Shallow Drawer
PC50DD	500 Procab Dresser Drawer (270D)
PC60DD	600 Procab Dresser Drawer (270D)
PC30PD	300 Procab Pan Drawer
PC35PD	350 Procab Pan Drawer
PC40PD	400 Procab Pan Drawer
PC45PD	450 Procab Pan Drawer
PC50PD	500 Procab Pan Drawer
PC55PD	550 Procab Pan Drawer
PC60PD	600 Procab Pan Drawer
PC70PD	700 Procab Pan Drawer
PC80PD	800 Procab Pan Drawer
PC90PD	900 Procab Pan Drawer
PC100PD	1000 Procab Pan Drawer
PC110PD	1100 Procab Pan Drawer
PC120PD	1200 Procab Pan Drawer



# Blum Tandembox Drawer

- Rigid built soft close drawer
- Concealed, full extension with soft closing effect
- The silent system guarantees smooth run without noise
- Easy to remove from cabinet
- Quick insertion
- No bottom panel machining
- Tool free assembly
- Up and down adjustment, left and right adjustment
- Height: 85mm for standard and 200mm for pan
- Depth: 500mm for standard and 270mm for dressers
- Loading capacity: 30/40/50kg
- Colour: light grey finish



Code	Description
BT30CD	300 Blum Tandembox Shallow Drawer
BT35CD	350 Blum Tandembox Shallow Drawer
BT40CD	400 Blum Tandembox Shallow Drawer
BT45CD	450 Blum Tandembox Shallow Drawer
BT50CD	500 Blum Tandembox Shallow Drawer
BT55CD	550 Blum Tandembox Shallow Drawer
BT60CD	600 Blum Tandembox Shallow Drawer
BT70CD	700 Blum Tandembox Shallow Drawer
BT80CD	800 Blum Tandembox Shallow Drawer
BT90CD	900 Blum Tandembox Shallow Drawer
BT100CD	1000 Blum Tandembox Shallow Drawer
BT110CD	1100 Blum Tandembox Shallow Drawer
BT120CD	1200 Blum Tandembox Shallow Drawer
BT500DD	500 Blum Tandembox Dresser Drawer (270D)
BT600DD	600 Blum Tandembox Dresser Drawer (270D)
BT30PD	300 Blum Tandembox Deep Drawer
BT35PD	350 Blum Tandembox Deep Drawer
BT40PD	400 Blum Tandembox Deep Drawer
BT45PD	450 Blum Tandembox Deep Drawer
BT50PD	500 Blum Tandembox Deep Drawer
BT55PD	550 Blum Tandembox Deep Drawer
BT60PD	600 Blum Tandembox Deep Drawer
BT70PD	700 Blum Tandembox Deep Drawer
BT80PD	800 Blum Tandembox Deep Drawer
BT90PD	900 Blum Tandembox Deep Drawer
BT100PD	1000 Blum Tandembox Deep Drawer
BT110PD	1100 Blum Tandembox Deep Drawer
BT120PD	1200 Blum Tandembox Deep Drawer



# Blum Legrabox Drawer

- Rigid built soft close drawer
- Concealed, full extension with soft closing effect
- The silent system guarantees smooth run without noise
- Easy to remove from cabinet
- Quick insertion
- No bottom panel machining
- Tool free assembly
- Up and down adjustment, left and right adjustment
- Height: 85mm for standard and 200mm for pan
- Depth: 500mm for standard and 270mm for dressers
- Loading capacity: 30/40/50kg
- Colour: light grey finish

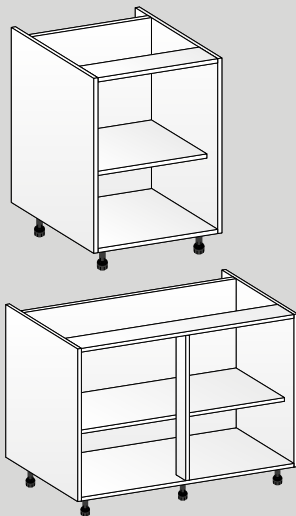


Code	Description
BL30CD	300 Blum Legrabox Shallow Drawer
BL35CD	350 Blum Legrabox Shallow Drawer
BL40CD	400 Blum Legrabox Shallow Drawer
BL45CD	450 Blum Legrabox Shallow Drawer
BL50CD	500 Blum Legrabox Shallow Drawer
BL55CD	550 Blum Legrabox Shallow Drawer
BL60CD	600 Blum Legrabox Shallow Drawer
BL70CD	700 Blum Legrabox Shallow Drawer
BL80CD	800 Blum Legrabox Shallow Drawer
BL90CD	900 Blum Legrabox Shallow Drawer
BL100CD	1000 Blum Legrabox Shallow Drawer
BL110CD	1100 Blum Legrabox Shallow Drawer
BL120CD	1200 Blum Legrabox Shallow Drawer
BL50DD	500 Blum Legrabox Dresser Drawer (270D)
BL60DD	600 Blum Legrabox Dresser Drawer (270D)
BL30PD	300 Blum Legrabox Deep Drawer
BL35PD	350 Blum Legrabox Deep Drawer
BL40PD	400 Blum Legrabox Deep Drawer
BL45PD	450 Blum Legrabox Deep Drawer
BL50PD	500 Blum Legrabox Deep Drawer
BL55PD	550 Blum Legrabox Deep Drawer
BL60PD	600 Blum Legrabox Deep Drawer
BL70PD	700 Blum Legrabox Deep Drawer
BL80PD	800 Blum Legrabox Deep Drawer
BL90PD	900 Blum Legrabox Deep Drawer
BL100PD	1000 Blum Legrabox Deep Drawer
BL110PD	1100 Blum Legrabox Deep Drawer
BL120PD	1200 Blum Legrabox Deep Drawer



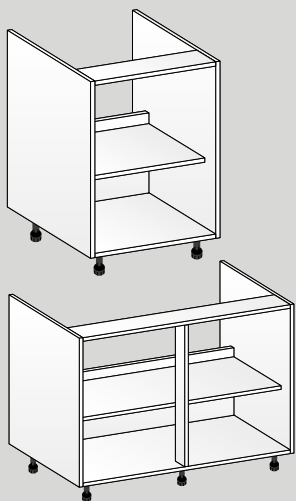
# The Cabinet Solution For All Your Kitchen Storage Needs





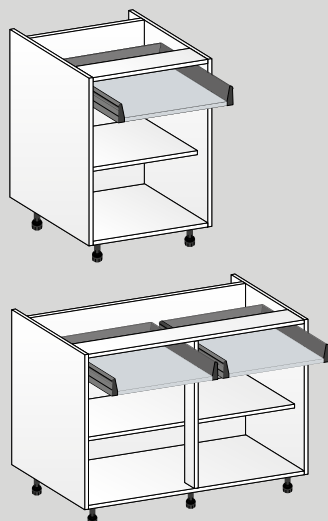
### Hi Line Base Unit (720mm)

Code	Width	Height
PC150B	150	720
PC300B	300	720
PC350B	350	720
PC400B	400	720
PC450B	450	720
PC500B	500	720
PC550B	550	720
PC600B	600	720
PC700B	700	720
PC800B	800	720
PC900B	900	720
PC1000B	1000	720
PC1100B	1100	720
PC1200B	1200	720



### Hi Line Sink Base Unit (720mm)

Code	Width	Height
PC500SB	500	720
PC550SB	550	720
PC600SB	600	720
PC700SB	700	720
PC800SB	800	720
PC900SB	900	720
PC1000SB	1000	720
PC1100SB	1100	720
PC1200SB	1200	720

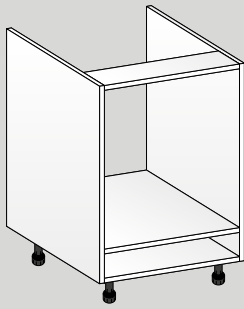


### Drawer Line Base Unit (720mm)

Code	Width	Height
PC300DLB	300	720
PC350DLB	350	720
PC400DLB	400	720
PC450DLB	450	720
PC500DLB	500	720
PC550DLB	550	720
PC600DLB	600	720
PC700DLB	700	720
PC800DLB	800	720
PC900DLB	900	720
PC1000DLB	1000	720
PC1100DLB	1100	720
PC1200DLB	1200	720

**\*DRAWERS ARE PRICED SEPERATELY**

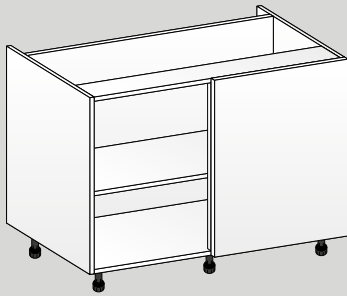
All diagrams shown are for illustration purposes only. Note: all shelves sit flush.

**Built Under Oven (720mm)**

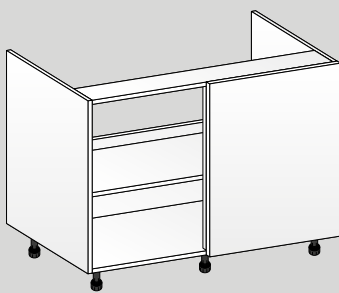
Code	Width	Height
PC600BUO	600	720

**Vertical Post (684mm)**

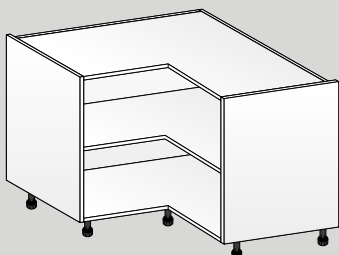
Code	Width	Height
PCBUD	36	684

**Hi-Line Panel Unit (720mm)**

Code	Width	Height
PC800CPU	800	720
PC900CPU	900	720
PC1000CPU	1000	720
PC1100CPU	1100	720
PC1200CPU	1200	720

**Hi-Line Panel Sink Unit (720mm)**

Code	Width	Height
PC800CPSU	800	720
PC900CPSU	900	720
PC1000CPSU	1000	720
PC1100CPSU	1100	720
PC1200CPSU	1200	720

**L-Shaped Corner Base Unit (720mm)**

Code	Width	Height
PC950LCBU	950*950	720

RDS:950 x 950    1no 715 x 375    1no 715 x 355

**\*DRAWERS ARE PRICED SEPERATELY**

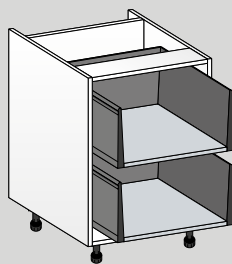
All diagrams shown are for illustration purposes only. Note: all shelves sit flush.



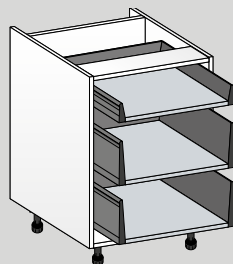


### Drawer Base Unit (720mm)

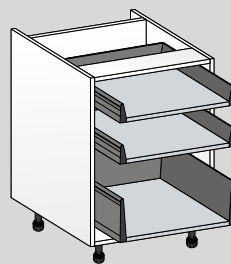
Code	Width	Height
PC300DBU	300	720
PC350DBU	350	720
PC400DBU	400	720
PC450DBU	450	720
PC500DBU	500	720
PC550DBU	550	720
PC600DBU	600	720
PC700DBU	700	720
PC800DBU	800	720
PC900DBU	900	720
PC1000DBU	1000	720
PC1100DBU	1100	720
PC1200DBU	1200	720



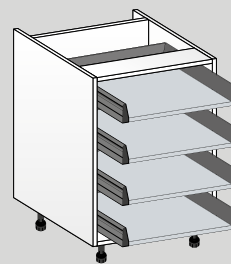
RDS: 2no 255



RDS: 1no 140, 2no 283



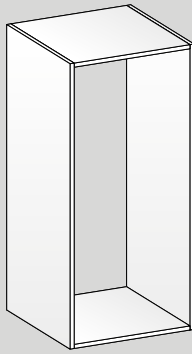
RDS: 2no 175, 1no 355



RDS: 4no 175

#### \*DRAWERS ARE PRICED SEPERATELY


All diagrams shown are for illustration purposes only. Note: all shelves sit flush.



### Boiler Housing (450mm deep)

Code	Width	Height
PC600BOIL	600	1210

RDS: 140 x 600, 1060 x 600



### Standard Broom Cupboard (1970mm)

Code	Width	Height
PC300BRMEP	300	1970
PC350BRMEP	350	1970
PC400BRMEP	400	1970
PC450BRMEP	450	1970
PC500BRMEP	500	1970
PC600BRMEP	600	1970

RDS: 1no 1245, 1no 715

### \*DRAWERS ARE PRICED SEPERATELY

All diagrams shown are for illustration purposes only. Note: all shelves sit flush.

Option A



## Oven Housing (Option A)

Code	Width	Height
PCDOHEPA1	600	1970

To suit Double Oven 900mm:

RDS: Option A: 1no 570 (bottom door), 1no 500 (top door)

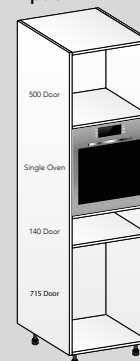
## Oven Housing (Option B)

Code	Width	Height
PCDOHEPA2	600	1970

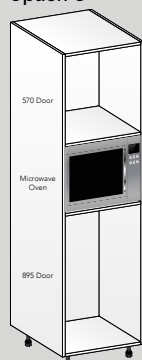
To suit Single Oven 600mm:

RDS: Option B: 1no 715 (bottom door), 1no 140 (drawer), 1no 500 (top door)

Option B



Option C



## Oven Housing (Option C)

Code	Width	Height
PCDOHEPA3	600	1970

To suit Microwave Oven 460mm:

RDS: Option C: 1no 895 (bottom door), 1no 570 (top door)

## Oven Housing (Option D)

Code	Width	Height
PCDOHEPA4	600	1970

To suit Single Oven 600mm, Microwave Oven 460mm:

RDS: Option D: 1no 500 (bottom door), 1no 400 (top door)

Option D



Option E



## Oven Housing (Option E)

Code	Width	Height
PCDOHEPA5	600	1970

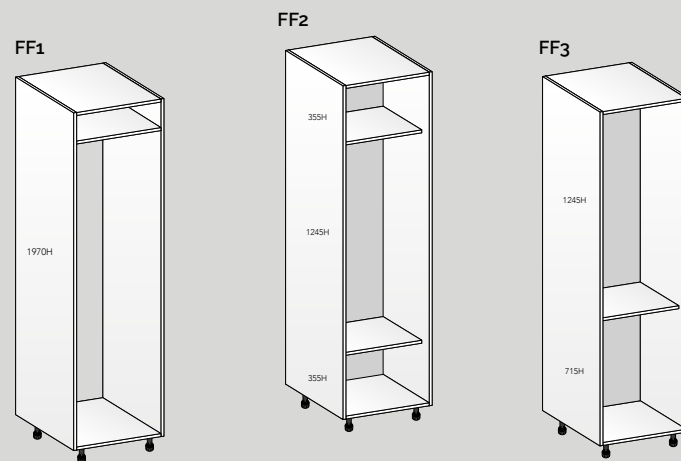
To suit Single Oven 600mm, Microwave Oven 391mm:

RDS: Option E: 1no 570 (bottom door), 1no 355 (top door)

**\*DRAWERS ARE PRICED SEPERATELY**

All diagrams shown are for illustration purposes only. Note: all shelves sit flush.





### Fridge/Freezer (1970mm)

Code	Width	Height
PC600FFEP	600	1970

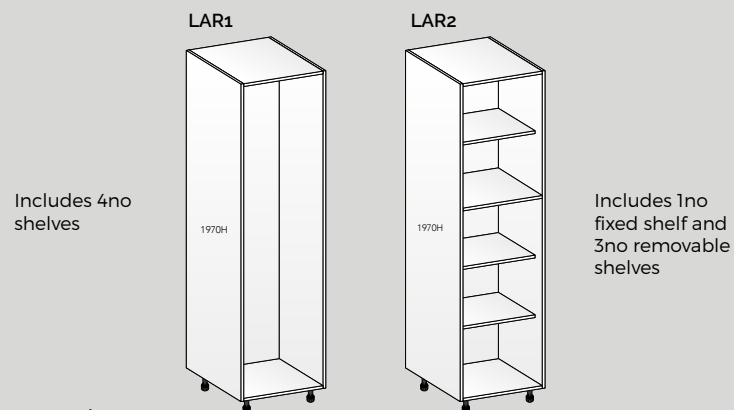
Bottom doors may need a filler panel depending on the appliance height

To suit Fridge/Freezer:

RDS: Option FF1: 1no 980 (bottom door), 1no 980 (top door)

RDS: Option FF2: 1no 355 (bottom drawer), 1no 1245 (middle door), 1no 355 (top door -lift up)

RDS: Option FF3: 1no 715 (bottom door), 1no 1245 (top door)



### Larder (1970mm)

Code	Width	Height
PC300LEP	300	1970
PC350LEP	350	1970
PC400LEP	400	1970
PC450LEP	450	1970
PC500LEP	500	1970
PC600LEP	600	1970
PC800LEP	800	1970
PC1000LEP	1000	1970

Bottom doors may need a filler panel depending on the appliance height

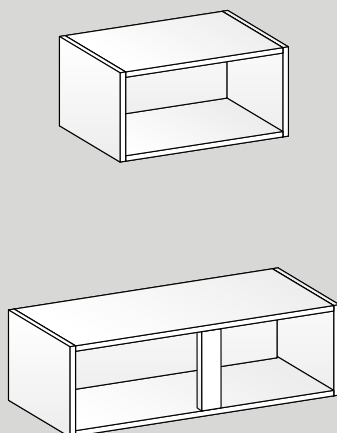
To suit a Larder:

RDS: Option LAR1: 1no 1965

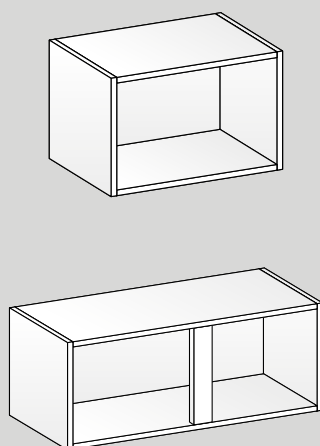
RDS: Option LAR2: 1no 1245 (bottom door), 1no 715 (top door)

**\*DRAWERS ARE PRICED SEPERATELY**

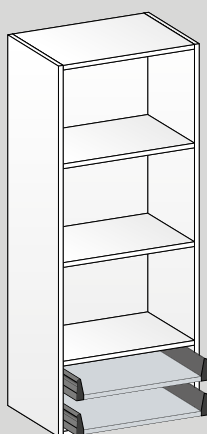
All diagrams shown are for illustration purposes only. Note: all shelves sit flush.

**Wall Units (290mm)**

Code	Width	Height
PC300W29	300	290
PC350W29	350	290
PC400W29	400	290
PC450W29	450	290
PC500W29	500	290
PC550W29	550	290
PC600W29	600	290
PC700W29	700	290
PC800W29	800	290
PC900W29	900	290
PC1000W29	1000	290
PC1100W29	1100	290
PC1200W29	1200	290

**Wall Units (360mm)**

Code	Width	Height
PC300W36	300	360
PC350W36	350	360
PC400W36	400	360
PC450W36	450	360
PC500W36	500	360
PC550W36	550	360
PC600W36	600	360
PC700W36	700	360
PC800W36	800	360
PC900W36	900	360
PC1000W36	1000	360
PC1100W36	1100	360
PC1200W36	1200	360

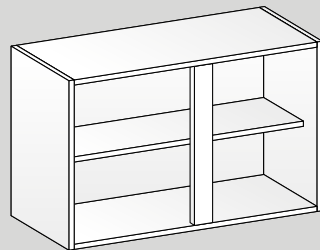
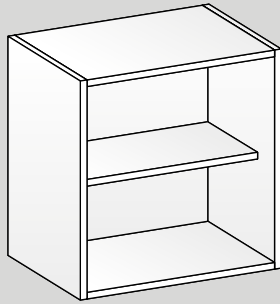
**Dresser Unit (1395mm)**

Code	Width	Height
PC500WD1395	500	1395
PC600WD1395	600	1395

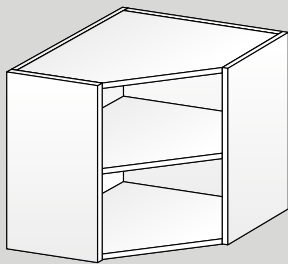
RDS: 1no 1100, 2no 140

**\*DRAWERS ARE PRICED SEPERATELY**

All diagrams shown are for illustration purposes only. Note: all shelves sit flush.

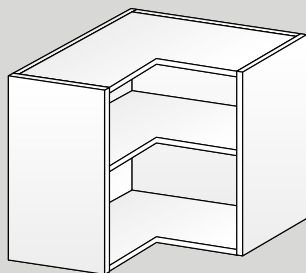
**Wall Units (575mm)**

Code	Width	Height
PC300W57	300	575
PC350W57	350	575
PC400W57	400	575
PC450W57	450	575
PC500W57	500	575
PC550W57	550	575
PC600W57	600	575
PC700W57	700	575
PC800W57	800	575
PC900W57	900	575
PC1000W57	1000	575
PC1100W57	1100	575
PC1200W57	1200	575

**Diagonal Corner Wall Units (575mm)**

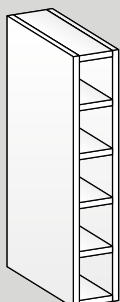
Code	Width	Height
PC630CDW57	630	575

RDS: 1no 570 x 395

**L-Shaped Corner Wall Units (575mm)**

Code	Width	Height
PC650CLW57	650*650	575

RDS: 1no 570 x 295, 1no 570 x 315

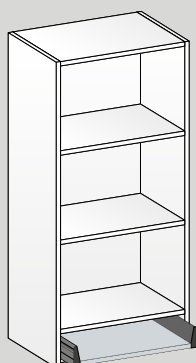
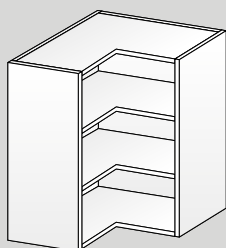
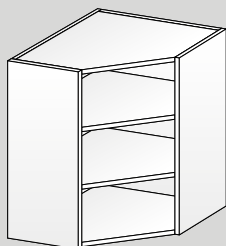
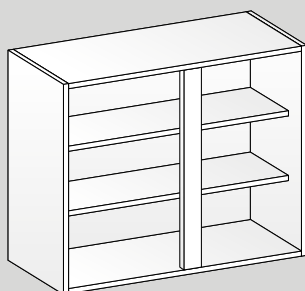
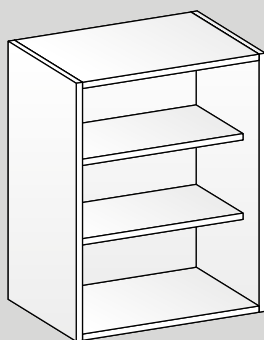
**Wall Wine Rack (720mm)**

Code	Width	Height
PC150WRW	150	720

**\*DRAWERS ARE PRICED SEPERATELY**

All diagrams shown are for illustration purposes only. Note: all shelves sit flush.





### Wall Units (720mm)

Code	Width	Height
PC300W	300	720
PC350W	350	720
PC400W	400	720
PC450W	450	720
PC500W	500	720
PC550W	550	720
PC600W	600	720
PC700W	700	720
PC800W	800	720
PC900W	900	720
PC1000W	1000	720
PC1100W	1100	720
PC1200W	1200	720

### Diagonal Corner Wall Units (720mm)

Code	Width	Height
PC630CDW72	630	720

RDS: 1no 715 x 395

### L-Shaped Corner Wall Units (720mm)

Code	Width	Height
PC650CLW72	650*650	720

RDS: 1no 715 x 295, 1no 715 x 315

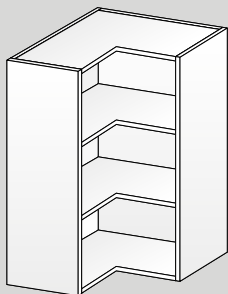
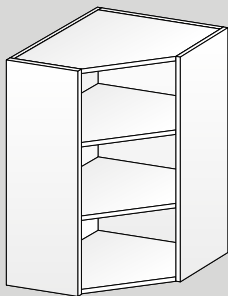
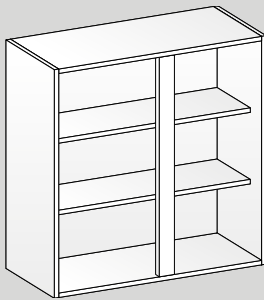
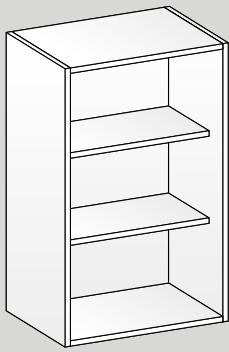
### Worktop Dresser Unit (1210mm)

Code	Width	Height
PC500WD	500	1210
PC600WD	600	1210

RDS: 1no 1060, 1no 140

**\*DRAWERS ARE PRICED SEPERATELY**

All diagrams shown are for illustration purposes only. Note: all shelves sit flush.

**Wall Units (900mm)**

Code	Width	Height
PC300W90	300	900
PC350W90	350	900
PC400W90	400	900
PC450W90	450	900
PC500W90	500	900
PC550W90	550	900
PC600W90	600	900
PC700W90	700	900
PC800W90	800	900
PC900W90	900	900
PC1000W90	1000	900
PC1100W90	1100	900
PC1200W90	1200	900

**Diagonal Corner Wall Units (900mm)**

Code	Width	Height
PC630CDW59	630	900

RDS: 1no 900 x 395

**L-Shaped Corner Wall Units (900mm)**

Code	Width	Height
PC650CLW90	650*650	900

RDS: 1no 900 x 295, 1no 900 x 315

**\*DRAWERS ARE PRICED SEPERATELY**

All diagrams shown are for illustration purposes only. Note: all shelves sit flush.

**Option A****Oven Housing (Option A)**

Code	Width	Height
PCDOH2150EPA1	600	2150

To suit Double Oven 900mm:

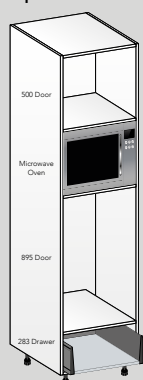
RDS: Option A: 1no 570 (bottom door), 1no 175 (middle door), 1no 500 (top door)

**Oven Housing (Option B)**

Code	Width	Height
PCDOH2150EPA2	600	2150

To suit Single Oven 600mm:

RDS: Option B: 2no 715 (bottom and top doors), 1no 110 (middle drawer)

**Option B****Option C****Oven Housing (Option C)**

Code	Width	Height
PCDOH2150EPA3	600	2150

To suit Microwave Oven 460mm:

RDS: Option C: 1no 283 (bottom drawer), 1no 895 (bottom door), 1no 500 (top door)

**Oven Housing (Option D)**

Code	Width	Height
PCDOH2150EPA4	600	2150

To suit Single Oven 600mm, Microwave Oven 460mm:

RDS: Option D: 1no 570 (bottom door), 1no 500 (top door)

**Option D****Option E****Oven Housing (Option E)**

Code	Width	Height
PCDOHEPA5	600	2150

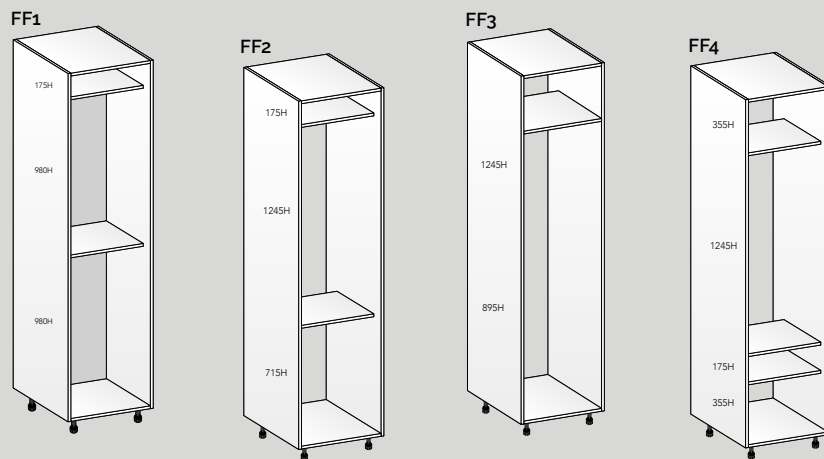
To suit Single Oven 600mm, Microwave Oven 391mm:

RDS: Option E: 2no 570 (bottom and top doors)

**\*DRAWERS ARE PRICED SEPERATELY**

All diagrams shown are for illustration purposes only. Note: all shelves sit flush.





### Fridge/Freezer (2150mm)

Code	Width	Height
PCTFFEP2150EP	600	2150

Bottom doors may need a filler panel depending on the appliance height

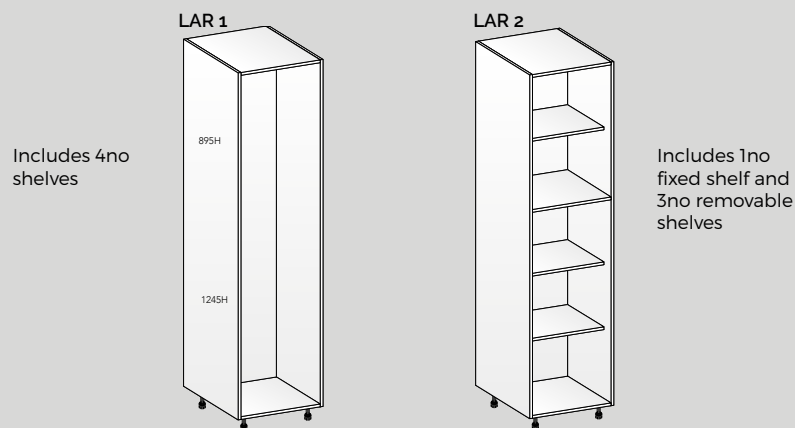
To suit Fridge/Freezer:

RDS: Option FF1: 1no 980 (bottom door), 1no 980 (top door), 1no 175 (top panel)

RDS: Option FF2: 1no 715 (bottom door), 1no 1245 (middle door), 1no 175 (top panel)

RDS: Option FF3: 1no 895 (bottom door), 1no 1245 (top door)

RDS: Option FF4: 1no 355 (bottom drawer), 1no 175 (bottom drawer), 1no 1245 (top door), 1no 355 (top door – uplift)



### Larder (2150mm)

Code	Width	Height
PC300LEP2150	300	2150
PC400LEP2150	400	2150
PC500LEP2150	500	2150
PC600LEP2150	600	2150
PC800LEP2150	800	2150
PC1000LEP2150	1000	2150

Bottom doors may need a filler panel depending on the appliance height

To suit Larders available in 300, 400, 500 and 600 wide:

RDS: Option LAR1: 1no 1245 (bottom door), 1no 895 (top door)

RDS: Option LAR2: 1no 895 (bottom door), 1no 1245 (top door)

**\*DRAWERS ARE PRICED SEPERATELY**

All diagrams shown are for illustration purposes only. Note: all shelves sit flush.

### Colour Coded Accessories

Code	Item	Width	Height
PCGSP	Gable Support Panel (Edged All Round)	600	900
PCTEP	Tall End Support Panel (Edged All Round)	710	2400
PCPLINTH	Plinth (Edged One Long)	150	2400
PCBB	Breakfast Bar Back Panel (Edged All Round)	2000	900
PCWEP	Wall End Panel (Edged All Round)	360	1000
PCFLYOVER	Flyover Panel (Edged All Round)	360	2400
PCET	Roll of Edging (Unglued)	5 meters	22mm



**PROCAB**  
BY WOODLAND

## Curved Units To Match O&S Doors

Code	Curved Units To Match O&S Doors	Radius
PCOS720300300CW199	O&S Curved Wall Cabinet 300x300 Door	199
PCOS720560300CB165	O&S Curved Base Cabinet 560x300 Door	165
PCOS720300300CW165	O&S Curved Wall Cabinet 300x300 Door	165
PCOS720560300CB199	O&S Curved Base Cabinet 560x300 Door	199
PCOS720560300CB241	O&S Curved Base Cabinet 560x300 Door	241
PCOS720300300CW241	O&S Curved Wall Cabinet 300x300 Door	241
PCOS900300300CW165	O&S Curved Wall Cabinet 300x300 Door (900H)	165
PCOS900300300CW199	O&S Curved Wall Cabinet 300x300 Door (900H)	199
PCOS900300300CW241	O&S Curved Wall Cabinet 300x300 Door (900H)	241

## Curved Units To Match Trade Moulding Doors

Code	Curved Units To Match Trade Mouldings Doors	Radius
PCTMTCBASE720	TM Curved Base Cabinet Timber	188
PCTMTCWALL720	TM Curved Wall Cabinet Timber	188
PCTMPCBASE720	TM Curved Base Cabinet Portland	191
PCTMPCWALL720	TM Curved Wall Cabinet Portland	191
PCTMBCBASE720	TM Curved Base Cabinet Buckingham	207
PCTMBCWALL720	TM Curved Wall Cabinet Buckingham	207
PCTMVCBASE720	TM Curved Base Cabinet Vinyl Pressed	288
PCTMVCWALL720	TM Curved Wall Cabinet Buckingham	288

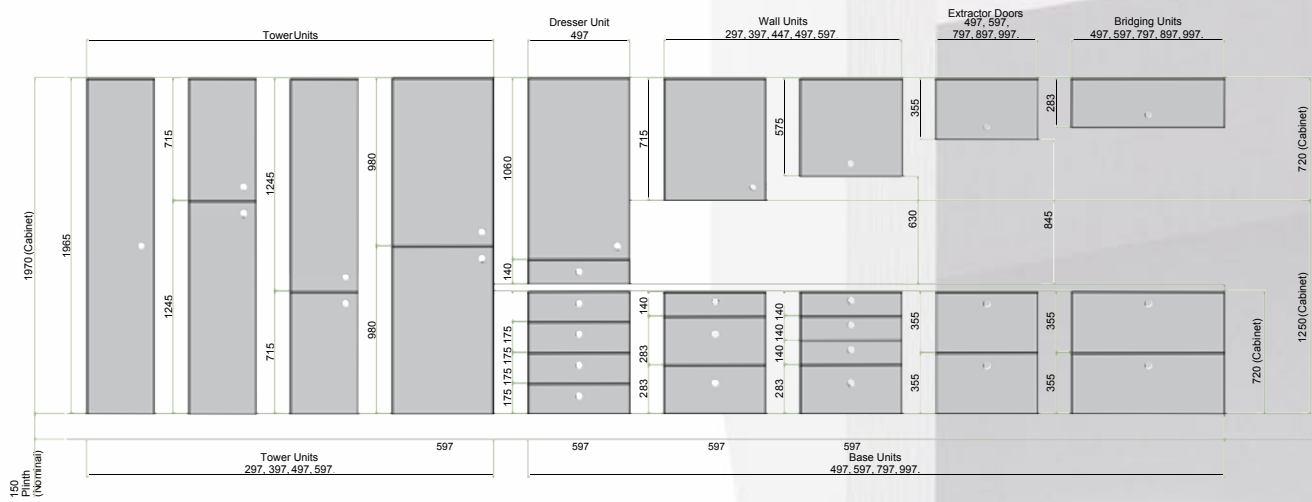
## Curved Units To Match Uform Doors

Code	Curved Units To Match Uform Doors	Radius
<b>Radius 165 to suit - Clonmel, Windsor and Kensington</b>		
PCUF720300300CW165	715320CD 300 x 300 Curved Wall Unit (715)	165
PCUF720570430B165	715320CD 300 x 570 Curved Base Unit (715)	165
<b>Radius 200 to suit - Aldana, Florence, Georgia, Strada, Tavola, Wakefield, Jefferson, Madison, Zola and Belgravia</b>		
PCUF720300300CW200	715320CD 300 x 300 Curved Wall Unit (715)	200
PCUF720570300CB200	715320CD 300 x 570 Curved Base Unit (715)	200
PCUF950300300CB200	950320CD 300 x 300 Curved Wall Unit (950)	200

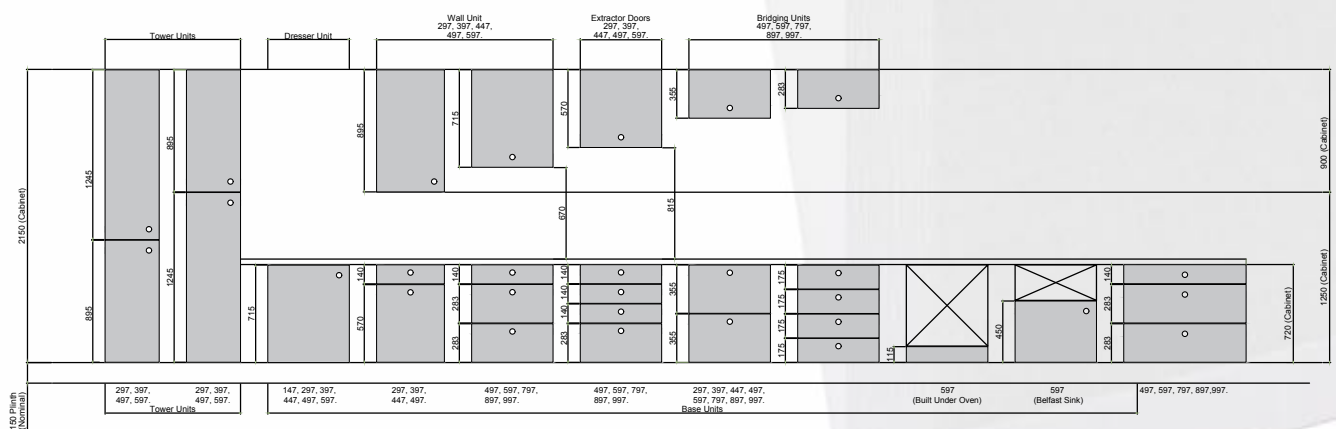


# Kitchen Matrix

## 1970 Kitchen Matrix

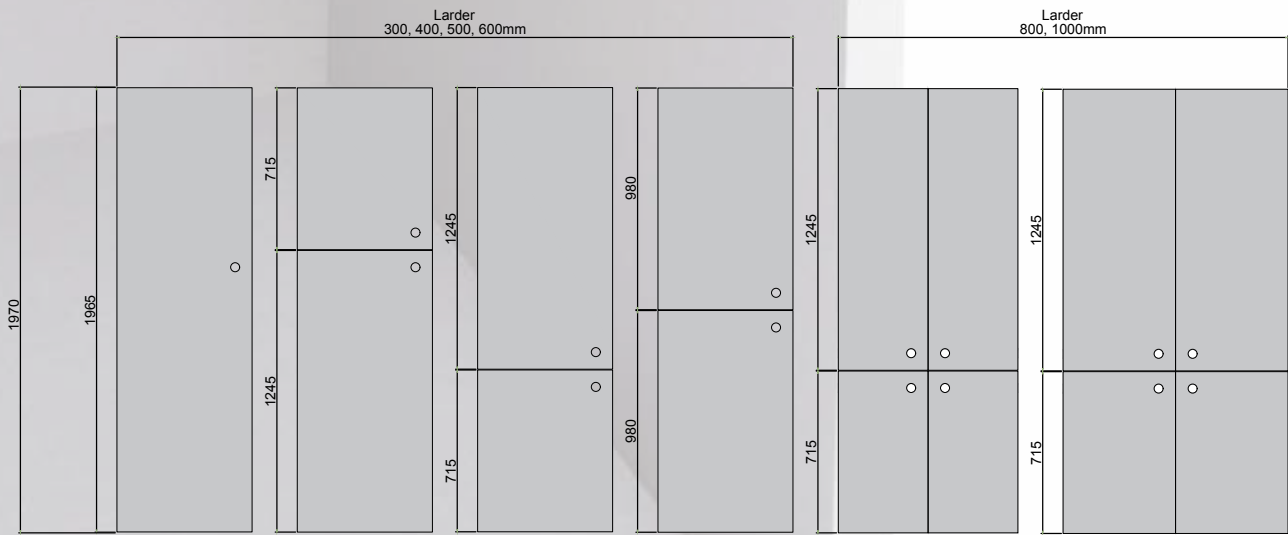


## 2150 Kitchen Matrix

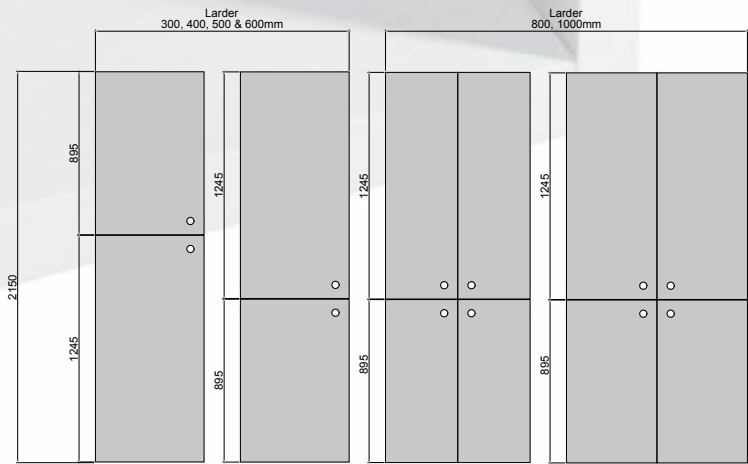


# Larder

## 1970 Larders

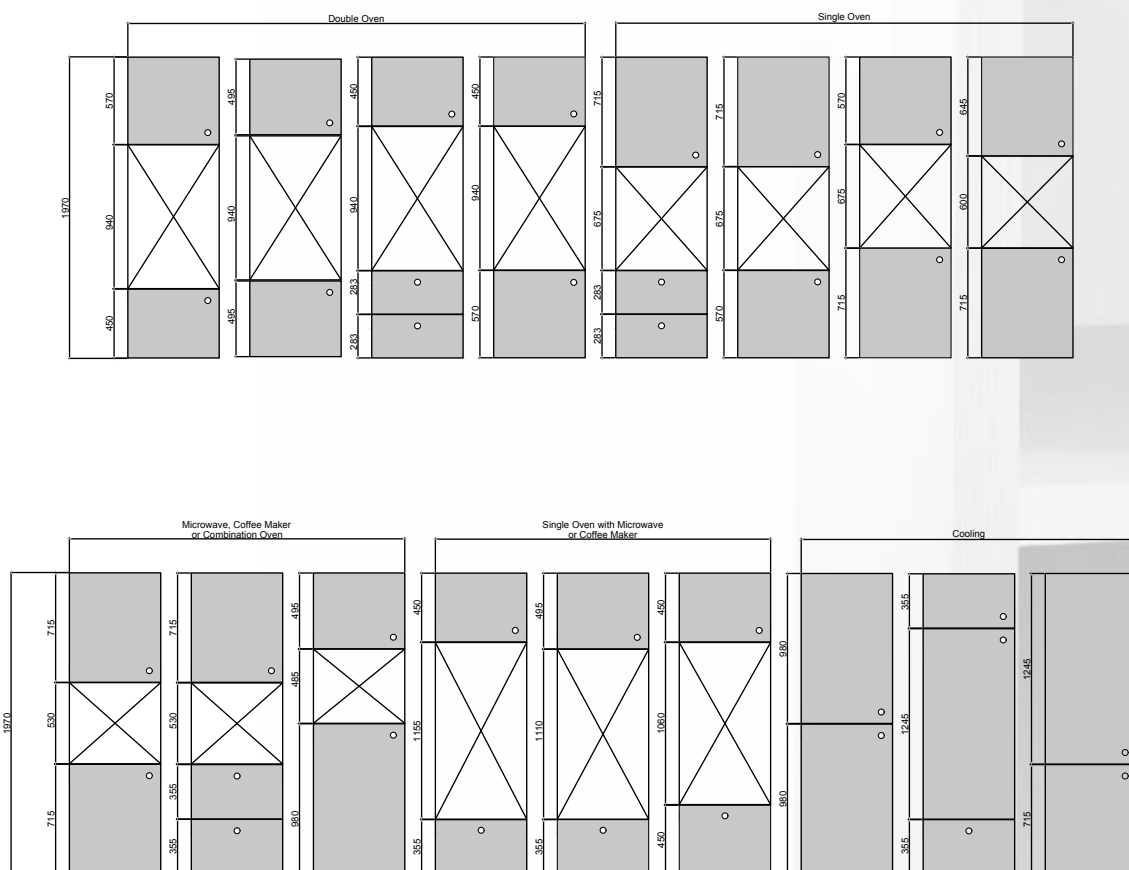


## 2150 Larders



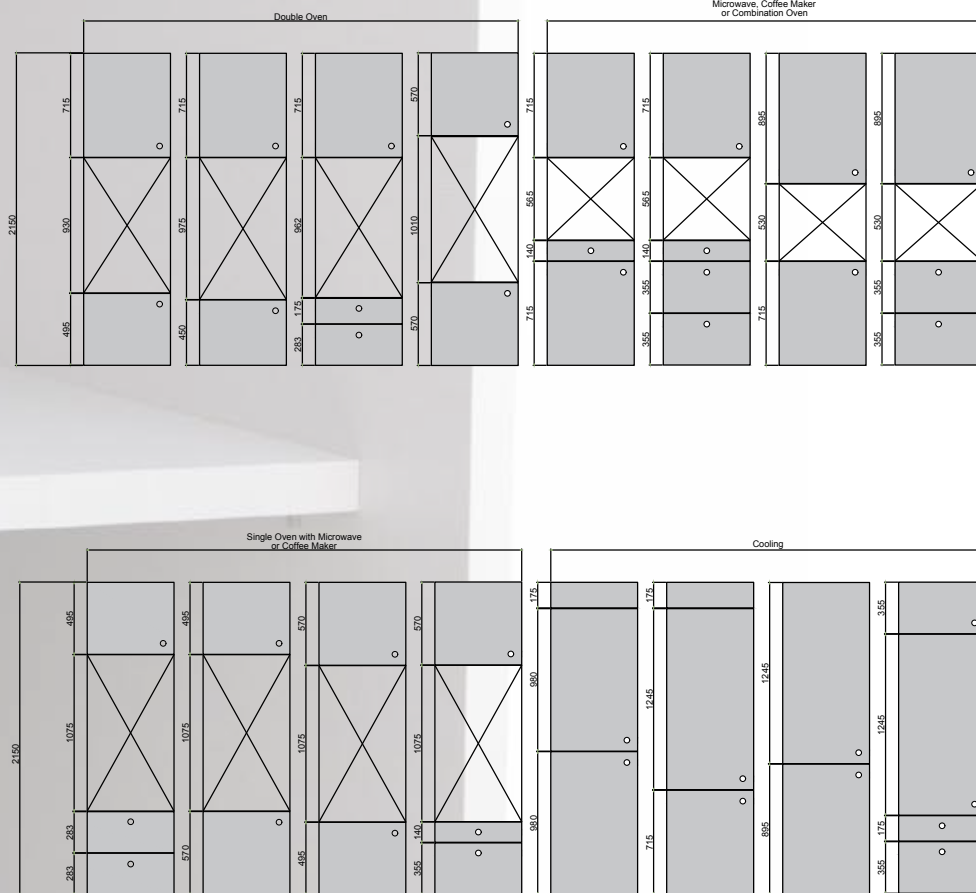
# Appliance Housing

## 1970 Appliance Housing





## 2150 Appliance Housing



# Order Form

Date of order:	Date required:
Customer account number:	Your reference:
Company name:	Employee name:
Customer address:	Delivery address:
Postcode/Eircode:	Postcode/Eircode:
Phone no:	Email:

## Ordering

To place your order:

- Complete the tables below and on page 37.  
Send your completed order to [orders@woodlandni.com](mailto:orders@woodlandni.com)
- Or, email [orders@woodlandni.com](mailto:orders@woodlandni.com) to request an excel order form.

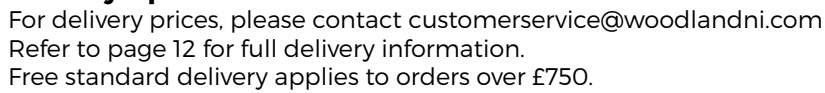
Select your cabinet colour by ticking the box below.

Price band 1

Price band 2

White	Grey Linen	Alabaster white	Porcelain White	Cream	Cashmere	Stone Grey	Mussel	Dakar	Light Grey	Dust Grey	Graphite	Natural Oak	Light Oak	Grey Oak	Dark Grey Oak
WHI	GLN	IVO	POR	CRM	CAS	STG	MUS	DAK	GRY	DUG	GRG	OAK	LIS	GBO	GNO
<input type="checkbox"/>	<input type="checkbox"/>	<input type="checkbox"/>	<input type="checkbox"/>	<input type="checkbox"/>	<input type="checkbox"/>	<input type="checkbox"/>	<input type="checkbox"/>	<input type="checkbox"/>	<input type="checkbox"/>	<input type="checkbox"/>	<input type="checkbox"/>	<input type="checkbox"/>	<input type="checkbox"/>	<input type="checkbox"/>	<input type="checkbox"/>







# Terms And Conditions

## 1. Placing an order

1.1 Procab orders can be placed via email:  
[orders@woodlandni.com](mailto:orders@woodlandni.com)

1.2 Orders must be checked by the Customer to ensure all components are ordered and the delivery address is correct. Orders must include details such as name of company, contact, order information, and purchase order.

## 2. Prices

2.1 The price of goods shall be the Company's quoted current price as listed. The Company reserves the right to change the price without giving notice to the Customer.

2.2 The price is exclusive of any applicable insurance, customs and Value Added Tax and other duties which the Customer shall be additionally liable to pay to the Company.

## 3. Terms of Payment

3.1 Customers with an account with the Company must pay in full within 30 days of receiving an invoice for the goods. Settlement discount, where agreed by the Company, may be deducted only where the account is paid within 30 days of the date of invoice irrespective of whether the total order has been executed or not. Accounts are due and should be paid to Woodland Kitchens NI Ltd, 4 Portna Road, Rasharkin, Ballymena, BT44 8SX.

3.2 By completing and submitting an order, the Customer is making an offer to purchase goods which, if accepted by the Company, will result in a binding contract. Products will not be sent until the Company has authorisation from the payment card issuer. The Customer will receive an email to acknowledge the order. It will confirm which products you have ordered. We reserve the right to refuse any order.

3.3 If the Customer fails to make a payment on a due date then without prejudice to any other right or remedy available to the Company, the Company shall be entitled to: (a) cancel the Contract or suspend any further deliveries (b) appropriate any payment made by the Customer to such of the goods for goods supplied under any other contract (c) charge interest on overdue accounts at the rate of 3% above the Bank of England Base Rate for sales in Pounds Sterling or 3% above the Euro Repo Rate for sales in Euros; and (d) use any legal means to recover any amounts owing by the Customer and then recoup the costs associated therewith from the Customer.

3.4 The risk in the goods shall pass from the seller to the buyer upon delivery of such goods to the buyer. However, notwithstanding delivery and the passing of risk in the goods, title and property in the goods, including full legal and beneficial ownership, shall not pass to the buyer until the seller has received in cash or cleared funds payment in full for all goods delivered to the buyer under this and all other contracts between the seller and the buyer for which payment of the full price of the goods there under has not been paid. Payment of the full price of the goods shall include the amount of any interest or other sum payable under the terms of this and all other contracts between the seller and the buyer under which the goods were delivered.

## 4. Delivery

4.1 Delivery charges are additional. It is the Company's obligation to deliver to the nearest hard road to site and it is the Customer's responsibility to off-load without any undue delay to the Company's lorry.

4.2 Delivery ex-stock is intended to convey that the goods are in stock at date of quotation, and such delivery is offered subject to the goods being available on receipt of the order. The Customer shall take delivery within a mutually agreed period. Time for delivery shall not be of the essence unless previously agreed by the Company in writing.

4.3 The Customer's signature on any delivery note, or other documentation shall be evidence of the delivery, that the

amount of Goods specified on the delivery note have been delivered in good condition & undamaged by transit.

4.4 If the Company delivers to the Customer a quantity of Goods (where such Goods constitute materials delivered in bulk) of up to 10% more or less than the quantity ordered, the Customer shall not be entitled to object to or reject the Goods or any of them by reason of the surplus or shortfall and shall pay for such Goods at the pro rata Contract rate.

4.5 All illustrations, drawings and other information issued by the Company in catalogues, price lists, advertisements, or any other publications, must be regarded as approximate representations only, except where otherwise specified. Weights, dimensions, measurements, capacities and all other particulars of the Goods are stated by the Company in good faith as being approximately correct and are given as accurately as circumstances permit but are not taken as conclusive. Defects in quality or dimensions in any delivery shall not be a ground for cancellation of the remainder of the order.

## 5. Quality

5.1 The Company (and where appropriate the carrier) must be notified in writing of any claim to reject the Goods within three days of such goods being delivered if such claim is to be considered.

5.2 Goods supplied by the Company will only be replaced if the Company is satisfied that they were defective in material or workmanship upon delivery.

5.3 Goods shall not be returned unless an arrangement has been made. Returned goods shall not be deemed to be evidence of any agreement to cancel an order nor an admission of any defect in such goods. Goods will only be exchanged or credited (where agreed by the Company) subject to a handling charge, if in good, clean and saleable condition, and returned to the Company carriage paid giving date of invoice or purchase. A further charge will be made for cleaning where necessary. Specially-made goods cannot be credited in any circumstances.

5.4 The Company reserves the right to make any changes in the product specification to conform with any applicable safety or other statutory requirements or, which do not materially affect their quality or performance.

## 6. Cancelling an Order

6.1 Cancellations of orders can not be made without prior agreement in writing by the Customer.

6.2 The Customer shall compensate the Company in full against all losses (including loss of profit), costs (including cost of all labour and materials used), damages, charges and expenses incurred by the Company as a result of cancellation.

## 7. Insolvency of Customer

7.1 If the Customer fails or is unable to comply with, or perform any of the terms of the Contract, or becomes bankrupt, or shall suffer any execution or distress to be levied on his goods or being a company shall enter into liquidation whether compulsory or voluntary (save for the purposes of reconstruction or amalgamation) or shall have a Receiver appointed, then the Company shall have the right forthwith to determine the Contract.

## 8. Waiver

8.1 Failure or delay by the Company in enforcing or partially enforcing any provision of the Contract will not be construed as a waiver of any of its rights under the Contract. Any waiver by the Company of any breach of, or any default under, any provision of the Contract by the Customer will not be deemed a waiver of any subsequent breach or default and will in no way affect the other terms of the Contract.

**9. Resolution**

9.1 Any dispute or difference arising out of or in connection with a contract for the supply of goods by the Company, whether on a supply-only basis or not, may be referred to adjudication as a construction contract in accordance with the provisions of the Construction Contracts (Northern Ireland) Order 1997. If any difference or dispute arising out of or in connection with a contract for the supply of goods by the Company cannot be finally resolved under the adjudication procedure referred to in Clause 16.1, it shall be referred for final settlement by a single arbitrator sitting in Northern Ireland under the Rules of the Chartered Institute of Arbitrators. Such arbitrator shall be appointed (in default of agreement) by the President for the time being of the Chartered Institute of Arbitrators, and such reference shall be deemed a submission to Arbitration in accordance with the Arbitration Act 1996 or any statutory modification or re-enactment thereof for the time being in force.

**10. Applicable Law and Jurisdiction**

10.1 These Conditions shall be governed by and construed in accordance with the law of Northern Ireland and the Northern Ireland Courts shall have exclusive jurisdiction over all differences and disputes which shall arise between the Company and the Customer.

**11. Entire Agreement**

11.1 These Conditions together with the Company's order acknowledgement contain the entire agreement between the parties in respect of the Goods and supersede any previous agreements, arrangements, undertakings or proposals, written or oral between the parties. In agreeing to these Conditions, the Customer confirms that they have not relied on any representation other than those expressly stated and agree they shall have no remedy in respect of any misrepresentation that has not been made expressly in these Conditions or on the Company's order acknowledgement.





Everything in its right place



Quality Materials



Ten Year Warranty



Simple to Build

4 Portna Road, Rasharkin,  
Ballymena,  
Co. Antrim,  
BT44 8SX

+44(0) 28 2957 2222  
[info@woodlandni.com](mailto:info@woodlandni.com)  
[www.woodlandni.com](http://www.woodlandni.com)